

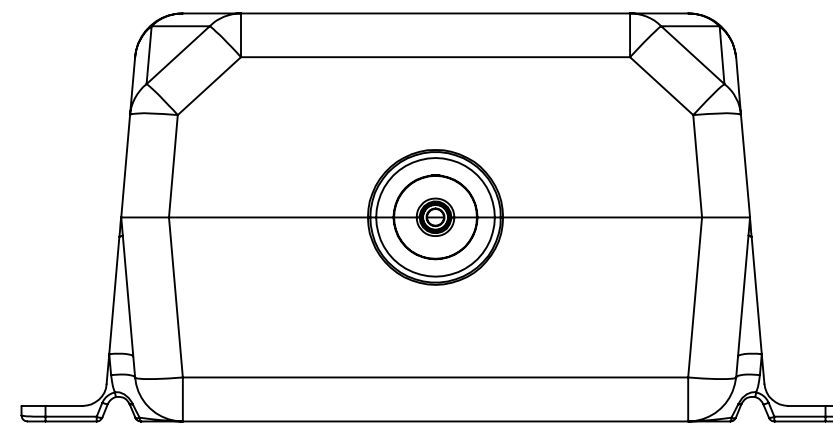
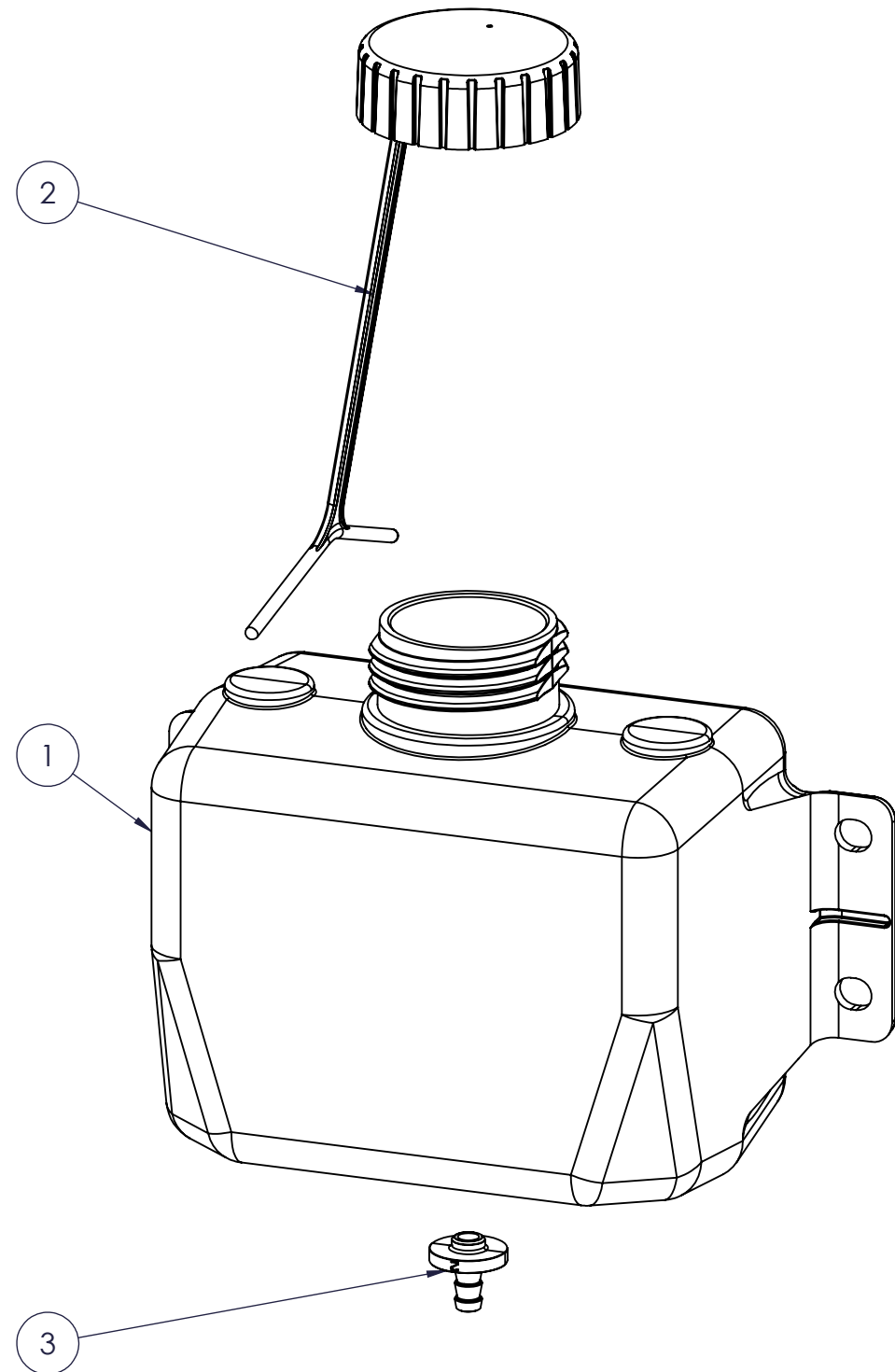
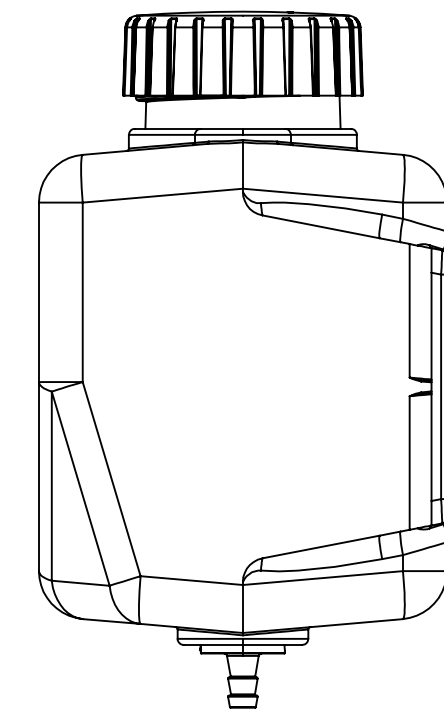
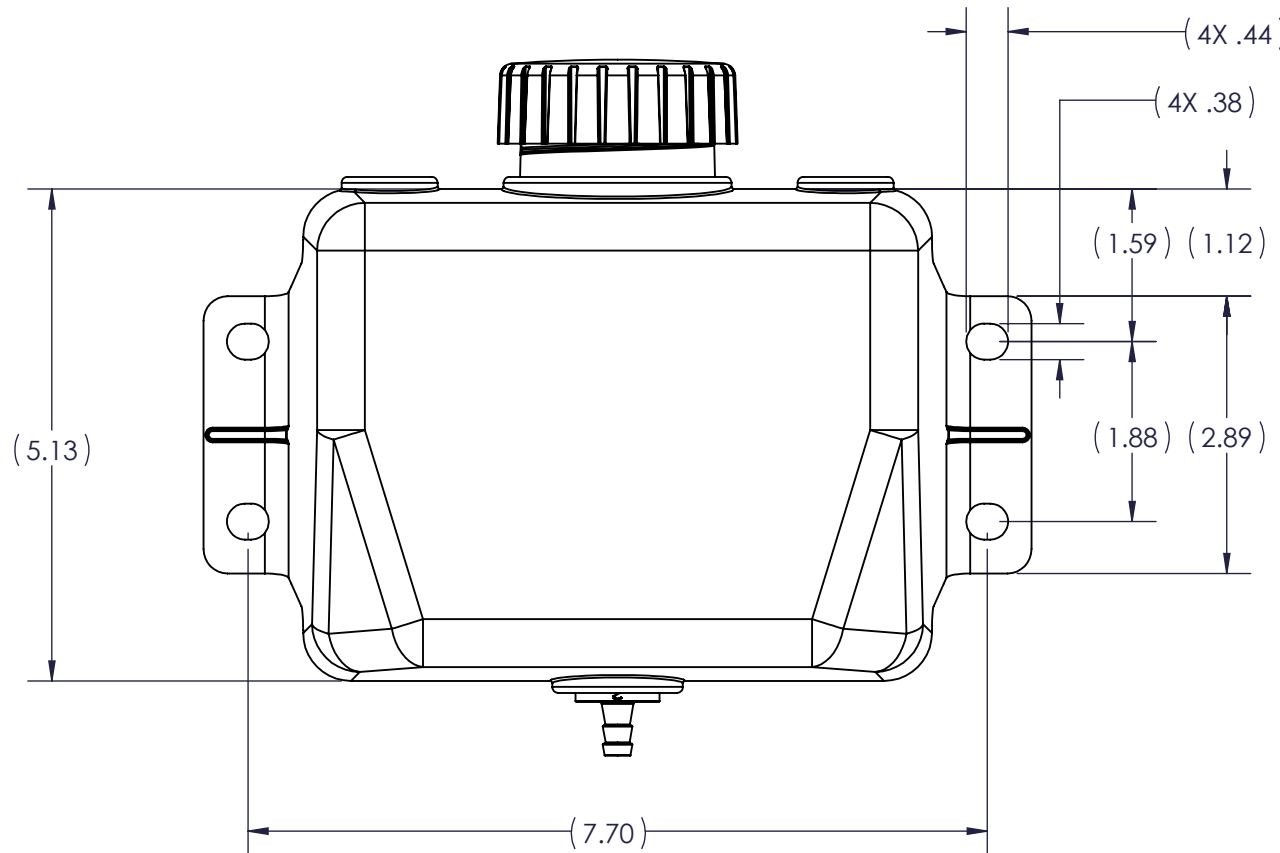
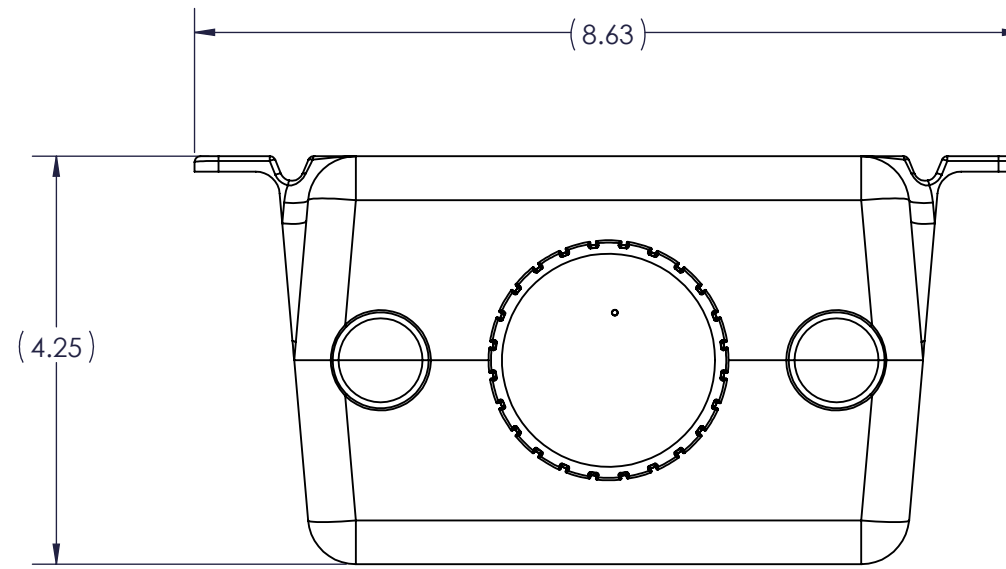
4

3

2

1

REVISIONS					
REV	ECR	DESCRIPTION	DATE	BY	APR
A	NPN	CREATE PRINT	2-28-06	SW	SW
B	NPN	UPDATED TO STANDARD FORMAT	10-19-15	ANA	PAM
C	NPN	Reformat drawing; FPN 070298AE was 070298; Item 1 071680A (Mold 6669) was 062200 (Mold 4315)	11-23-16	CRW	PAM



NOTES:
1. ITEM #3 IS WELDED TO TANK

3	061204	061204	1-4 STR MWC Fitting	1
2	063361	063361	2.25" VENTED CAP W/TETHER & GASKET	1
1	071680A	071680	2 QUART TANK HDPE NATURAL SLOTTED	1
ITEM	FPN	DWG #	DESCRIPTION	QTY

FLAMBEAU, INC.
911 LYNN AVENUE BARABOO, WI 53913 PH.(608)356-5551

Drawn By: ANA
Drawn Date: 10-13-15
Base Tank Mold No: 6669 2 qt
FPN: 070298AE

2 QUART EXPRESS TANK ASSEMBLY

Customer: **FLAMBEAU FLUID SYSTEMS** Dwg No: **070298**

1 OF 1
Scale: 1:2

PROPRIETARY AND CONFIDENTIAL
THE INFORMATION CONTAINED IN THIS DRAWING IS THE SOLE PROPERTY OF FLAMBEAU, INC. ANY REPRODUCTION IN PART OR AS A WHOLE WITHOUT THE WRITTEN PERMISSION OF FLAMBEAU, INC. IS PROHIBITED.

DIMENSIONS ARE IN INCHES.
TOLERANCES
ANGULAR ±3°
X.XX ±.13"
X.XXX ±.060"
DIMENSIONS IN PARENTHESIS () ARE FOR REFERENCE ONLY.

4

3

2

1